

**CITY OF PALOS HEIGHTS**  
7607 W. College Drive  
Palos Heights, IL 60463



## **NOTICE OF CANCELLED MEETING**

**NOTICE IS HEREBY GIVEN THAT THE  
REGULAR SCHEDULED MEETING OF THE**

**PUBLIC SAFETY COMMITTEE**

**ON TUESDAY, JULY 25, 2023**

**HAS BEEN CANCELLED**

# COMMUNICATIONS

## Events by Nature Code

Agency: PHPD, Event date/Time range: 06/01/2023 00:00:00 - 06/30/2023 23:59:59

| Nature Code                          | Rpt Only | Self Init | CFS        | Total      | % Total    | Avg Disp Time  | Avg Resp Time  | Avg Scene Time | Total Call Time | Avg Call Time  |
|--------------------------------------|----------|-----------|------------|------------|------------|----------------|----------------|----------------|-----------------|----------------|
| 911 HANG UP/MISDIAL                  | 0        | 0         | 121        | 121        | 9%         | 0:02:01        | 0:05:51        | 0:02:34        | 10:37:25        | 0:05:16        |
| DECEPTIVE PRACTICE                   | 0        | 0         | 15         | 15         | 1%         | 0:01:39        | 0:04:57        | 0:53:12        | 14:57:24        | 0:59:49        |
| FOUND ARTICLE                        | 0        | 3         | 5          | 8          | 1%         | 0:03:21        | 0:06:51        | 1:05:17        | 9:26:38         | 1:10:49        |
| <b>Subtotals for No Summary Code</b> | <b>0</b> | <b>3</b>  | <b>141</b> | <b>144</b> | <b>11%</b> | <b>0:02:20</b> | <b>0:05:53</b> | <b>0:40:21</b> | <b>35:01:27</b> | <b>0:45:18</b> |
| ACCIDENT INJURY                      | 0        | 0         | 1          | 1          | 0%         | 0:00:31        | 0:04:11        | 0:29:47        | 0:34:29         | 0:34:29        |
| ACCIDENT PROPERTY DAMAGE             | 0        | 3         | 31         | 34         | 3%         | 0:02:10        | 0:04:14        | 0:53:10        | 33:24:54        | 0:58:58        |
| ACCIDENT UNKNOWN INJ                 | 0        | 0         | 2          | 2          | 0%         | 0:02:38        | 0:05:29        | 1:06:37        | 1:24:41         | 0:42:20        |
| HIT AND RUN                          | 0        | 0         | 7          | 7          | 1%         | 0:02:39        | 0:06:41        | 1:13:42        | 9:41:19         | 1:23:02        |
| <b>Subtotals for ACC</b>             | <b>0</b> | <b>3</b>  | <b>41</b>  | <b>44</b>  | <b>3%</b>  | <b>0:02:00</b> | <b>0:05:09</b> | <b>0:55:49</b> | <b>45:05:23</b> | <b>0:54:42</b> |
| ADMINISTRATIVE DUTIES                | 0        | 47        | 5          | 52         | 4%         | 0:00:39        | 0:03:57        | 0:42:34        | 37:16:24        | 0:43:00        |
| COMMUNITY CONTACT                    | 0        | 9         | 0          | 9          | 1%         | 0:00:01        | 0:00:00        | 1:35:37        | 14:20:43        | 1:35:38        |
| FOLLOW UP                            | 0        | 2         | 1          | 3          | 0%         | 0:01:00        | 0:09:06        | 2:25:07        | 7:25:27         | 2:28:29        |
| OVERNIGHT PARKING                    | 0        | 5         | 11         | 16         | 1%         | 0:01:57        | 0:02:15        | 0:02:58        | 1:09:17         | 0:04:19        |
| REPOSSESSION                         | 0        | 0         | 1          | 1          | 0%         | 0:01:08        | 0:00:34        | 0:08:56        | 0:10:38         | 0:10:38        |
| SCHOOL XING/ASSIST SCHOOLS           | 0        | 3         | 0          | 3          | 0%         | 0:00:00        | 0:00:00        | 0:00:28        | 0:01:25         | 0:00:28        |
| STATION INFO/INFO FOR POLICE         | 0        | 3         | 25         | 28         | 2%         | 0:02:50        | 0:07:17        | 0:24:56        | 15:05:23        | 0:32:20        |
| WARRANT                              | 0        | 0         | 4          | 4          | 0%         | 0:02:09        | 0:02:44        | 0:53:53        | 1:06:12         | 0:16:33        |
| <b>Subtotals for ADMN</b>            | <b>0</b> | <b>69</b> | <b>47</b>  | <b>116</b> | <b>9%</b>  | <b>0:01:23</b> | <b>0:04:19</b> | <b>0:46:49</b> | <b>76:35:29</b> | <b>0:43:56</b> |
| BURGLAR ALARM                        | 0        | 1         | 28         | 29         | 2%         | 0:01:46        | 0:04:22        | 0:07:30        | 6:51:48         | 0:14:12        |
| HOLD UP ALARM                        | 0        | 0         | 2          | 2          | 0%         | 0:01:14        | 0:01:38        | 0:02:36        | 0:10:58         | 0:05:29        |
| <b>Subtotals for ALAR</b>            | <b>0</b> | <b>1</b>  | <b>30</b>  | <b>31</b>  | <b>2%</b>  | <b>0:01:30</b> | <b>0:03:00</b> | <b>0:05:03</b> | <b>7:02:46</b>  | <b>0:09:50</b> |

|                        |   |    |     |     |     |         |         |         |          |         |
|------------------------|---|----|-----|-----|-----|---------|---------|---------|----------|---------|
| ALL ANIMAL COMPLAINTS  | 0 | 0  | 22  | 22  | 2%  | 0:04:08 | 0:05:59 | 0:24:22 | 12:27:03 | 0:33:57 |
| Subtotals for ANIM     | 0 | 0  | 22  | 22  | 2%  | 0:04:08 | 0:05:59 | 0:24:22 | 12:27:03 | 0:33:57 |
| ASSIST OTHER AGENCY    | 0 | 4  | 23  | 27  | 2%  | 0:02:16 | 0:07:37 | 0:39:07 | 18:21:24 | 0:40:47 |
| Subtotals for AOA      | 0 | 4  | 23  | 27  | 2%  | 0:02:16 | 0:07:37 | 0:39:07 | 18:21:24 | 0:40:47 |
| CITIZEN ASSIST         | 0 | 5  | 85  | 90  | 7%  | 0:03:34 | 0:04:59 | 0:25:06 | 48:34:23 | 0:32:22 |
| LOCKOUT                | 0 | 0  | 14  | 14  | 1%  | 0:02:09 | 0:05:54 | 0:11:06 | 4:28:31  | 0:19:10 |
| LOST ARTICLE           | 0 | 1  | 3   | 4   | 0%  | 0:02:57 | 0:04:10 | 0:37:51 | 2:48:39  | 0:42:09 |
| LOUD NOISE             | 0 | 0  | 6   | 6   | 0%  | 0:04:44 | 0:04:28 | 0:09:26 | 1:51:51  | 0:18:38 |
| MOTORIST ASSIST        | 0 | 9  | 10  | 19  | 1%  | 0:01:43 | 0:04:39 | 0:11:09 | 4:35:46  | 0:14:30 |
| OTHER PUBLIC COMPLAINT | 0 | 4  | 23  | 27  | 2%  | 0:03:00 | 0:06:21 | 0:17:08 | 11:03:52 | 0:24:35 |
| TRAFFIC SIGNALS OUT    | 0 | 0  | 1   | 1   | 0%  | 0:03:54 | 0:00:48 | 0:09:05 | 0:13:47  | 0:13:47 |
| VIOLATION OOP          | 0 | 1  | 0   | 1   | 0%  | 0:00:00 | 0:00:00 | 0:00:48 | 0:00:48  | 0:00:48 |
| WIRE DOWN              | 0 | 0  | 1   | 1   | 0%  | 0:02:18 | 0:07:24 | 0:27:56 | 0:37:38  | 0:37:38 |
| Subtotals for ASSI     | 0 | 20 | 143 | 163 | 13% | 0:03:02 | 0:04:50 | 0:16:37 | 74:15:15 | 0:22:37 |
| ABANDONED AUTO         | 0 | 0  | 1   | 1   | 0%  | 0:03:16 | 0:03:35 | 0:25:42 | 0:32:33  | 0:32:33 |
| ILLEGAL PARKING        | 0 | 1  | 2   | 3   | 0%  | 0:04:14 | 0:20:05 | 0:13:47 | 1:30:01  | 0:30:00 |
| Subtotals for AUTO     | 0 | 1  | 3   | 4   | 0%  | 0:03:45 | 0:11:50 | 0:19:44 | 2:02:34  | 0:31:16 |
| BATTERY                | 0 | 0  | 4   | 4   | 0%  | 0:02:13 | 0:06:00 | 2:50:42 | 11:55:44 | 2:58:56 |
| Subtotals for BATT     | 0 | 0  | 4   | 4   | 0%  | 0:02:13 | 0:06:00 | 2:50:42 | 11:55:44 | 2:58:56 |
| BURGLARY               | 0 | 0  | 1   | 1   | 0%  | 0:01:27 | 0:00:03 | 4:24:40 | 4:26:10  | 4:26:10 |
| Subtotals for BURG     | 0 | 0  | 1   | 1   | 0%  | 0:01:27 | 0:00:03 | 4:24:40 | 4:26:10  | 4:26:10 |

| Nature Code                 | Rpt Only | Self Init | CFS | Total | % Total | Avg Disp Time | Avg Resp Time | Avg Scene Time | Total Call Time | Avg Call Time |
|-----------------------------|----------|-----------|-----|-------|---------|---------------|---------------|----------------|-----------------|---------------|
| CRIMINAL DAMAGE TO PROPERTY | 0        | 1         | 1   | 2     | 0%      | 0:01:36       | 0:03:39       | 1:02:48        | 2:10:51         | 1:05:25       |
| Subtotals for CDP           | 0        | 1         | 1   | 2     | 0%      | 0:01:36       | 0:03:39       | 1:02:48        | 2:10:51         | 1:05:25       |
| BUSINESS CHECK              | 0        | 1         | 0   | 1     | 0%      | 0:00:00       | 0:00:00       | 0:05:59        | 0:05:59         | 0:05:59       |
| EXTRA PATROL                | 0        | 16        | 4   | 20    | 2%      | 0:03:08       | 0:00:21       | 0:04:48        | 1:46:42         | 0:05:20       |
| HOUSE CHECK                 | 0        | 113       | 1   | 114   | 9%      | 0:00:09       | 0:47:15       | 0:08:08        | 16:17:27        | 0:08:34       |
| PARK/BUILDING CHECKS        | 0        | 1         | 0   | 1     | 0%      | 0:00:00       | 0:00:00       | 0:00:00        | 0:01:36         | 0:01:36       |
| Subtotals for CHEC          | 0        | 131       | 5   | 136   | 10%     | 0:01:38       | 0:23:48       | 0:06:18        | 18:11:44        | 0:05:22       |
| OTHER MENTAL CASES          | 0        | 0         | 4   | 4     | 0%      | 0:03:19       | 0:07:02       | 1:48:51        | 7:56:55         | 1:59:13       |
| Subtotals for CIT           | 0        | 0         | 4   | 4     | 0%      | 0:03:19       | 0:07:02       | 1:48:51        | 7:56:55         | 1:59:13       |
| OPEN DOOR                   | 0        | 4         | 1   | 5     | 0%      | 0:01:31       | 0:08:44       | 0:04:40        | 0:33:38         | 0:06:43       |
| Subtotals for CRIM          | 0        | 4         | 1   | 5     | 0%      | 0:01:31       | 0:08:44       | 0:04:40        | 0:33:38         | 0:06:43       |
| DISORDERLY CONDUCT          | 0        | 0         | 1   | 1     | 0%      | 0:01:36       | 0:05:03       | 1:51:31        | 1:58:10         | 1:58:10       |
| FLEEING ELUDING OFFICER     | 0        | 4         | 0   | 4     | 0%      | 0:00:01       | 0:00:00       | 1:36:40        | 6:26:44         | 1:36:41       |
| UNLAWFUL USE OF WEAPON      | 0        | 1         | 0   | 1     | 0%      | 0:00:00       | 0:00:00       | 4:35:17        | 4:35:17         | 4:35:17       |
| Subtotals for DC            | 0        | 5         | 1   | 6     | 0%      | 0:00:48       | 0:05:03       | 2:41:09        | 13:00:11        | 2:43:23       |
| CITIZEN ASSIST              | 0        | 0         | 1   | 1     | 0%      | 0:02:34       | 0:03:12       | 0:10:16        | 0:16:02         | 0:16:02       |
| DISTURBANCE                 | 0        | 0         | 17  | 17    | 1%      | 0:03:09       | 0:02:29       | 0:25:17        | 8:45:58         | 0:30:56       |
| DOMESTIC                    | 0        | 0         | 7   | 7     | 1%      | 0:02:46       | 0:03:11       | 1:00:04        | 7:39:02         | 1:05:34       |
| Subtotals for DIST          | 0        | 0         | 25  | 25    | 2%      | 0:02:50       | 0:02:57       | 0:31:52        | 16:41:02        | 0:37:31       |

| Nature Code                  | Rpt Only | Self Init | CFS        | Total      | % Total    | Avg Disp Time  | Avg Resp Time  | Avg Scene Time | Total Call Time | Avg Call Time  |
|------------------------------|----------|-----------|------------|------------|------------|----------------|----------------|----------------|-----------------|----------------|
| DRIVING UNDER THE INFLUENCE  | 0        | 3         | 3          | 6          | 0%         | 0:01:38        | 0:02:15        | 2:50:18        | 17:13:32        | 2:52:15        |
| <b>Subtotals for DUI</b>     | <b>0</b> | <b>3</b>  | <b>3</b>   | <b>6</b>   | <b>0%</b>  | <b>0:01:38</b> | <b>0:02:15</b> | <b>2:50:18</b> | <b>17:13:32</b> | <b>2:52:15</b> |
| AMBULANCE/ASSIST CITIZEN     | 0        | 0         | 173        | 173        | 13%        | 0:01:12        | 0:03:38        | 0:16:15        | 35:55:07        | 0:12:27        |
| BRUSH FIRE                   | 0        | 0         | 5          | 5          | 0%         | 0:01:35        | 0:05:06        | 0:08:20        | 1:10:02         | 0:14:00        |
| CARBON MONOXIDE ALARM        | 0        | 0         | 1          | 1          | 0%         | 0:00:29        | 0:00:00        | 0:00:06        | 0:00:35         | 0:00:35        |
| FIRE ALARM                   | 0        | 0         | 13         | 13         | 1%         | 0:01:16        | 0:02:54        | 0:04:20        | 1:32:19         | 0:07:06        |
| OTHER MENTAL CASES           | 0        | 0         | 2          | 2          | 0%         | 0:02:24        | 0:02:26        | 2:57:43        | 6:05:07         | 3:02:33        |
| POWER LINE DOWN              | 0        | 0         | 1          | 1          | 0%         | 0:01:44        | 0:00:00        | 0:00:00        | 0:07:07         | 0:07:07        |
| SERVICE CALL                 | 0        | 0         | 2          | 2          | 0%         | 0:05:15        | 0:02:10        | 0:15:28        | 0:43:37         | 0:21:48        |
| SMELL OF GAS INSIDE          | 0        | 0         | 1          | 1          | 0%         | 0:02:01        | 0:15:32        | 0:00:15        | 0:17:48         | 0:17:48        |
| STRUCTURE FIRE GENERAL ALARM | 0        | 0         | 1          | 1          | 0%         | 0:00:18        | 0:02:09        | 0:05:13        | 0:07:40         | 0:07:40        |
| <b>Subtotals for FIRE</b>    | <b>0</b> | <b>0</b>  | <b>199</b> | <b>199</b> | <b>15%</b> | <b>0:01:48</b> | <b>0:04:51</b> | <b>0:28:28</b> | <b>45:59:22</b> | <b>0:30:07</b> |
| SOLICITOR COMPLAINTS         | 0        | 0         | 8          | 8          | 1%         | 0:02:10        | 0:05:21        | 0:07:41        | 1:56:06         | 0:14:30        |
| <b>Subtotals for HOOD</b>    | <b>0</b> | <b>0</b>  | <b>8</b>   | <b>8</b>   | <b>1%</b>  | <b>0:02:10</b> | <b>0:05:21</b> | <b>0:07:41</b> | <b>1:56:06</b>  | <b>0:14:30</b> |
| JUVENILE PROBLEMS            | 0        | 0         | 15         | 15         | 1%         | 0:03:42        | 0:03:39        | 0:10:16        | 3:58:47         | 0:15:55        |
| <b>Subtotals for JUV</b>     | <b>0</b> | <b>0</b>  | <b>15</b>  | <b>15</b>  | <b>1%</b>  | <b>0:03:42</b> | <b>0:03:39</b> | <b>0:10:16</b> | <b>3:58:47</b>  | <b>0:15:55</b> |
| MISSING PERSON               | 0        | 0         | 1          | 1          | 0%         | 0:01:41        | 0:11:35        | 1:01:35        | 1:14:51         | 1:14:51        |
| <b>Subtotals for MISS</b>    | <b>0</b> | <b>0</b>  | <b>1</b>   | <b>1</b>   | <b>0%</b>  | <b>0:01:41</b> | <b>0:11:35</b> | <b>1:01:35</b> | <b>1:14:51</b>  | <b>1:14:51</b> |
| CITIZEN ASSIST               | 0        | 0         | 1          | 1          | 0%         | 0:04:45        | 0:05:12        | 0:14:33        | 0:24:30         | 0:24:30        |
| SUSPICIOUS PERSON/VEH/NOISE  | 0        | 11        | 49         | 60         | 5%         | 0:02:58        | 0:03:54        | 0:23:29        | 28:13:55        | 0:28:13        |

| Nature Code               | Rpt Only | Self Init  | CFS        | Total       | % Total     | Avg Disp Time  | Avg Resp Time  | Avg Scene Time | Total Call Time  | Avg Call Time  |
|---------------------------|----------|------------|------------|-------------|-------------|----------------|----------------|----------------|------------------|----------------|
| VAGRANCY                  | 0        | 0          | 2          | 2           | 0%          | 0:02:28        | 0:11:00        | 0:08:27        | 0:43:51          | 0:21:55        |
| <b>Subtotals for SUSP</b> | <b>0</b> | <b>11</b>  | <b>52</b>  | <b>63</b>   | <b>5%</b>   | <b>0:03:24</b> | <b>0:06:42</b> | <b>0:15:30</b> | <b>29:22:16</b>  | <b>0:24:53</b> |
| THEFT                     | 0        | 0          | 7          | 7           | 1%          | 0:03:34        | 0:05:06        | 1:12:59        | 9:31:49          | 1:21:41        |
| <b>Subtotals for THEF</b> | <b>0</b> | <b>0</b>   | <b>7</b>   | <b>7</b>    | <b>1%</b>   | <b>0:03:34</b> | <b>0:05:06</b> | <b>1:12:59</b> | <b>9:31:49</b>   | <b>1:21:41</b> |
| ROAD OBSTRUCTION          | 0        | 2          | 2          | 4           | 0%          | 0:01:36        | 0:03:31        | 0:27:01        | 1:59:57          | 0:29:59        |
| SPEEDING                  | 0        | 4          | 2          | 6           | 0%          | 0:01:59        | 0:04:22        | 0:17:58        | 2:00:34          | 0:20:05        |
| SUSPENDED/REVOKED DL      | 0        | 4          | 0          | 4           | 0%          | 0:00:01        | 0:00:00        | 1:23:48        | 5:35:13          | 1:23:48        |
| TRAFFIC STOP              | 0        | 249        | 0          | 249         | 19%         | 0:00:01        | 0:00:00        | 0:08:36        | 35:42:05         | 0:08:36        |
| TRAFFIC SURVEY            | 0        | 5          | 0          | 5           | 0%          | 0:00:01        | 0:00:00        | 12:57:45       | 64:48:51         | 12:57:46       |
| <b>Subtotals for TRAF</b> | <b>0</b> | <b>264</b> | <b>4</b>   | <b>268</b>  | <b>21%</b>  | <b>0:00:44</b> | <b>0:03:56</b> | <b>3:03:02</b> | <b>110:06:40</b> | <b>3:04:03</b> |
| TELEPHONE THREAT          | 0        | 0          | 3          | 3           | 0%          | 0:03:13        | 0:08:00        | 0:45:07        | 2:49:02          | 0:56:20        |
| <b>Subtotals for TX</b>   | <b>0</b> | <b>0</b>   | <b>3</b>   | <b>3</b>    | <b>0%</b>   | <b>0:03:13</b> | <b>0:08:00</b> | <b>0:45:07</b> | <b>2:49:02</b>   | <b>0:56:20</b> |
| <b>Grand Totals</b>       | <b>0</b> | <b>520</b> | <b>784</b> | <b>1304</b> | <b>100%</b> | <b>0:02:09</b> | <b>0:05:55</b> | <b>0:56:48</b> | <b>568:00:01</b> | <b>0:58:57</b> |

**CITY OF PALOS HEIGHTS**  
**REVENUES WITH COMPARISON TO BUDGET**  
**FOR 6 MONTHS ENDING JUNE 30, 2023**

General Fund

|   | Current           | YTD                | BUDGET AMOUNT       | VARIANCE           | % OF BUDGET   |
|---|-------------------|--------------------|---------------------|--------------------|---------------|
| 01-00-352000 Local Citations                | \$2,257.50        | \$10,711.51        | \$25,000.00         | \$14,288.49        | 42.85%        |
| 01-00-353000 Safe Speed Citations           | \$440.00          | \$14,994.26        | \$35,000.00         | \$20,005.74        | 42.84%        |
| 01-00-354000 Accident Report Fees           | \$250.00          | \$800.00           | \$1,500.00          | \$700.00           | 53.33%        |
| 01-00-373000 Fingerprints                   | \$25.00           | \$100.00           | \$0.00              | (\$100.00)         | 100.00%       |
| 01-00-390100 IDOT Police Department Traffic | \$3,473.16        | \$11,945.06        | \$30,000.00         | \$18,054.94        | 39.82%        |
| 01-00-390200 DEA Task Force Overtime Reimbu | \$0.00            | \$13,047.15        | \$20,000.00         | \$6,952.85         | 65.24%        |
| 01-00-390300 USC Task Force Overtime Reimbu | \$0.00            | \$7,720.27         | \$15,000.00         | \$7,279.73         | 51.47%        |
| 01-00-390350 OCIDEF Task Force OT Reimburse | \$0.00            | \$0.00             | \$2,000.00          | \$2,000.00         | 0.00%         |
| <b>TOTAL</b>                                | <b>\$6,445.66</b> | <b>\$59,318.25</b> | <b>\$128,500.00</b> | <b>\$69,181.75</b> | <b>46.16%</b> |
| <b>TOTAL FUND REVENUES</b>                  | <b>\$6,445.66</b> | <b>\$59,318.25</b> | <b>\$128,500.00</b> | <b>\$69,181.75</b> | <b>46.16%</b> |

|   |                     |                       |                       |                       |               |
|---|---------------------|-----------------------|-----------------------|-----------------------|---------------|
| 01-21-421000 Full Time Officer Wages        | \$346,327.29        | \$1,500,224.92        | \$2,843,975.00        | \$1,343,750.08        | 52.75%        |
| 01-21-421100 Administrative Salaries        | \$35,695.39         | \$221,146.59          | \$470,794.00          | \$249,647.41          | 46.97%        |
| 01-21-421400 Part Time Officer Wages        | \$976.96            | \$3,564.89            | \$27,476.00           | \$23,911.11           | 12.97%        |
| 01-21-421500 Clerical Staff Wages           | \$27,011.20         | \$117,042.68          | \$233,229.00          | \$116,186.32          | 50.18%        |
| 01-21-421600 Non-Swam Wages                 | \$11,034.60         | \$49,784.85           | \$132,303.00          | \$82,518.15           | 37.63%        |
| 01-21-422000 Specialty Pay / Longevity      | \$977.52            | \$20,233.92           | \$38,900.00           | \$18,666.08           | 52.02%        |
| 01-21-423000 Overtime                       | \$27,993.05         | \$58,544.05           | \$180,000.00          | \$121,455.95          | 32.52%        |
| 01-21-423100 IDOT Traffic Enforcement Progr | \$4,622.61          | \$8,131.21            | \$30,000.00           | \$21,868.79           | 27.10%        |
| 01-21-423200 Overtime - Drug                | \$10,346.84         | \$19,692.04           | \$51,200.00           | \$31,507.96           | 38.46%        |
| 01-21-423300 Health Insurance Incentive Pay | \$0.00              | \$0.00                | \$35,000.00           | \$35,000.00           | 0.00%         |
| 01-21-451100 Post Employment Health Plan    | \$0.00              | \$166,025.60          | \$87,070.00           | (\$78,955.60)         | 190.68%       |
| 01-21-530000 Equipment Maintenance          | \$1,693.80          | \$12,458.82           | \$53,700.00           | \$41,241.18           | 23.20%        |
| 01-21-537000 Computer Hardware, Software, & | \$5,167.20          | \$38,532.72           | \$135,000.00          | \$96,467.28           | 28.54%        |
| 01-21-540000 Building Maintenance           | \$3,815.25          | \$18,823.74           | \$61,800.00           | \$42,976.26           | 30.46%        |
| 01-21-540200 Janitorial Services            | \$2,275.33          | \$13,238.28           | \$25,820.00           | \$12,581.72           | 51.27%        |
| 01-21-551000 Postage                        | \$662.88            | \$1,018.70            | \$2,000.00            | \$981.30              | 50.94%        |
| 01-21-552000 Telephone                      | \$3,014.63          | \$13,254.92           | \$42,500.00           | \$29,245.08           | 31.19%        |
| 01-21-556000 Dispatching Services           | \$30,436.45         | \$179,649.30          | \$364,044.00          | \$184,394.70          | 49.35%        |
| 01-21-561000 Membership, Dues, Subscription | \$175.99            | \$1,056.99            | \$2,500.00            | \$1,443.01            | 42.28%        |
| 01-21-563000 Training                       | \$240.00            | \$14,744.96           | \$40,000.00           | \$25,255.04           | 36.86%        |
| 01-21-564000 Tuition Reimbursement          | \$0.00              | \$6,770.00            | \$12,200.00           | \$5,430.00            | 55.49%        |
| 01-21-571300 Utilities - Gas                | \$361.52            | \$3,897.56            | \$9,000.00            | \$5,102.44            | 43.31%        |
| 01-21-580000 Uniform Allowance              | \$2,864.78          | \$17,250.01           | \$32,900.00           | \$15,649.99           | 52.43%        |
| 01-21-651000 Office / Department Supplies   | \$2,066.53          | \$10,875.66           | \$20,600.00           | \$9,724.34            | 52.79%        |
| 01-21-653000 Operational Services           | \$5,376.74          | \$10,318.83           | \$19,500.00           | \$9,181.17            | 52.92%        |
| 01-21-653100 Crime Lab                      | \$0.00              | \$20,646.00           | \$21,000.00           | \$354.00              | 98.31%        |
| 01-21-660000 MSI Collection Expense         | \$1,097.25          | \$5,486.25            | \$13,500.00           | \$8,013.75            | 40.64%        |
| 01-21-717000 Classic Car Even               | \$0.00              | \$0.00                | \$8,450.00            | \$8,450.00            | 0.00%         |
| 01-21-718000 4th of July                    | \$0.00              | \$0.00                | \$16,100.00           | \$16,100.00           | 0.00%         |
| 01-21-810000 Purchase of Equipment          | (\$450.56)          | \$15,032.31           | \$45,000.00           | \$29,967.69           | 33.41%        |
| 01-21-953000 Transfer to Police Pension Fun | \$0.00              | \$0.00                | \$0.00                | \$0.00                | 100.00%       |
| <b>TOTAL</b>                                | <b>\$523,783.25</b> | <b>\$2,547,445.80</b> | <b>\$5,055,561.00</b> | <b>\$2,508,115.20</b> | <b>50.39%</b> |

General Fund

|                                | Current        | YTD              | BUDGET<br>AMOUNT | VARIANCE         | % OF<br>BUDGET |
|--------------------------------|----------------|------------------|------------------|------------------|----------------|
| TOTAL FUND EXPENDITURES        | \$523,783.25   | \$2,547,445.80   | \$5,055,561.00   | \$2,508,115.20   | 50.39%         |
| NET REVENUES OVER EXPENDITURES | (\$517,337.59) | (\$2,488,127.55) | (\$4,927,061.00) | (\$2,438,933.45) | 50.50%         |



**CITY OF PALOS HEIGHTS**  
**REVENUES WITH COMPARISON TO BUDGET**  
**FOR 6 MONTHS ENDING JUNE 30, 2023**

DUI Fund

|   | Current       | YTD                 | BUDGET<br>AMOUNT     | VARIANCE             | % OF<br>BUDGET |
|---|---------------|---------------------|----------------------|----------------------|----------------|
| 28-00-569000 Drug Related Enforcement & Edu | \$0.00        | \$0.00              | \$3,040.00           | \$3,040.00           | 0.00%          |
| 28-00-962000 Law Enforcement Equipment      | \$0.00        | \$8,588.00          | \$27,360.00          | \$18,772.00          | 31.39%         |
| <b>TOTAL</b>                                | <b>\$0.00</b> | <b>\$8,588.00</b>   | <b>\$30,400.00</b>   | <b>\$21,812.00</b>   | <b>28.25%</b>  |
| <b>TOTAL FUND EXPENDITURES</b>              | <b>\$0.00</b> | <b>\$8,588.00</b>   | <b>\$30,400.00</b>   | <b>\$21,812.00</b>   | <b>28.25%</b>  |
| <b>NET REVENUES OVER EXPENDITURES</b>       | <b>\$0.00</b> | <b>(\$8,588.00)</b> | <b>(\$30,400.00)</b> | <b>(\$21,812.00)</b> | <b>28.25%</b>  |

**CITY OF PALOS HEIGHTS**  
**REVENUES WITH COMPARISON TO BUDGET**  
**FOR 6 MONTHS ENDING JUNE 30, 2023**

Drug Asset Fund

|   | Current             | YTD                 | BUDGET<br>AMOUNT      | VARIANCE              | % OF<br>BUDGET |
|---|---------------------|---------------------|-----------------------|-----------------------|----------------|
| 29-00-355100 Drug Forfeits Treasury         | \$0.00              | \$37,783.11         | \$0.00                | (\$37,783.11)         | 100.00%        |
| 29-00-355300 Drug Forfeits Justice          | \$3,828.00          | \$87,651.28         | \$0.00                | (\$87,651.28)         | 100.00%        |
| 29-00-381000 Interest Income Treasury       | \$0.00              | \$1,045.14          | \$0.00                | (\$1,045.14)          | 100.00%        |
| 29-00-381100 Interest Income State          | \$0.00              | \$746.14            | \$0.00                | (\$746.14)            | 100.00%        |
| 29-00-381200 Interest Income Justice        | \$0.00              | \$9,099.54          | \$0.00                | (\$9,099.54)          | 100.00%        |
| 29-00-389200 Other Justice Revenue          | \$0.00              | \$18,500.00         | \$0.00                | (\$18,500.00)         | 100.00%        |
| <b>TOTAL</b>                                | <b>\$3,828.00</b>   | <b>\$154,825.21</b> | <b>\$0.00</b>         | <b>(\$154,825.21)</b> | <b>100.00%</b> |
| <b>TOTAL FUND REVENUES</b>                  | <b>\$3,828.00</b>   | <b>\$154,825.21</b> | <b>\$0.00</b>         | <b>(\$154,825.21)</b> | <b>100.00%</b> |
| 29-71-421000 Salaries - Federal Task Force  | \$0.00              | \$0.00              | \$76,805.00           | \$76,805.00           | 0.00%          |
| 29-71-423000 Salaries - Overtime (n)        | \$0.00              | \$0.00              | \$3,632.00            | \$3,632.00            | 0.00%          |
| 29-71-585000 Law Enforcement Equipment (d)  | \$9,171.24          | \$79,428.30         | \$294,188.00          | \$214,759.70          | 27.00%         |
| 29-71-585100 Training and Education (b)     | \$0.00              | \$0.00              | \$36,320.00           | \$36,320.00           | 0.00%          |
| 29-71-585300 Joint Law Enforcement/Public   | \$0.00              | \$0.00              | \$2,724.00            | \$2,724.00            | 0.00%          |
| 29-71-585400 Contract for Services (f)      | \$0.00              | \$0.00              | \$6,355.00            | \$6,355.00            | 0.00%          |
| 29-71-585500 Law Enforcement Travel (g)     | \$0.00              | \$0.00              | \$3,630.00            | \$3,630.00            | 0.00%          |
| 29-71-585600 Drug, Gang and other Education | \$0.00              | \$0.00              | \$10,900.00           | \$10,900.00           | 0.00%          |
| 29-71-585700 Law Enforcement Awards and Mem | \$0.00              | \$410.00            | \$3,630.00            | \$3,220.00            | 11.29%         |
| 29-71-961000 Law Enforcement Operations/Inv | \$0.00              | \$0.00              | \$1,815.00            | \$1,815.00            | 0.00%          |
| 29-72-423000 Salaries - Overtime (n)        | \$0.00              | \$0.00              | \$720.00              | \$720.00              | 0.00%          |
| 29-72-585000 Law Enforcement Equipment (d)  | \$0.00              | \$41,244.82         | \$58,320.00           | \$17,075.18           | 70.72%         |
| 29-72-585100 Training and Education (b)     | \$0.00              | \$0.00              | \$7,200.00            | \$7,200.00            | 0.00%          |
| 29-72-585200 Law Enforcement Detention Fac  | \$0.00              | \$3,328.00          | \$0.00                | (\$3,328.00)          | 100.00%        |
| 29-72-585300 Joint Law Enforcement/Public S | \$0.00              | \$4,000.00          | \$720.00              | (\$3,280.00)          | 555.56%        |
| 29-72-585400 Contract for Services (f)      | \$0.00              | \$0.00              | \$720.00              | \$720.00              | 0.00%          |
| 29-72-585500 Law Enforcement Travel (g)     | \$0.00              | \$0.00              | \$1,080.00            | \$1,080.00            | 0.00%          |
| 29-72-585600 Drug, Gang and other Education | \$0.00              | \$0.00              | \$2,160.00            | \$2,160.00            | 0.00%          |
| 29-72-585700 Law Enforcement Awards and Mem | \$0.00              | \$4,381.03          | \$720.00              | (\$3,661.03)          | 608.48%        |
| 29-72-961000 Law Enforcement Operations/Inv | \$0.00              | \$9,000.00          | \$360.00              | (\$8,640.00)          | 2,500.00%      |
| 29-73-585000 Communications and Computer    | \$0.00              | \$0.00              | \$3,800.00            | \$3,800.00            | 0.00%          |
| 29-73-585600 Drug Related Enforcement & Edu | \$0.00              | \$0.00              | \$6,080.00            | \$6,080.00            | 0.00%          |
| 29-73-961000 Informant / Buy Money          | \$0.00              | \$0.00              | \$1,520.00            | \$1,520.00            | 0.00%          |
| 29-73-962000 Other Law Enforcement Expenses | \$0.00              | \$0.00              | \$3,800.00            | \$3,800.00            | 0.00%          |
| <b>TOTAL</b>                                | <b>\$9,171.24</b>   | <b>\$141,792.15</b> | <b>\$527,199.00</b>   | <b>\$385,406.85</b>   | <b>26.90%</b>  |
| <b>TOTAL FUND EXPENDITURES</b>              | <b>\$9,171.24</b>   | <b>\$141,792.15</b> | <b>\$527,199.00</b>   | <b>\$385,406.85</b>   | <b>26.90%</b>  |
| <b>NET REVENUES OVER EXPENDITURES</b>       | <b>(\$5,343.24)</b> | <b>\$13,033.06</b>  | <b>(\$527,199.00)</b> | <b>(\$540,232.06)</b> | <b>(2.47%)</b> |

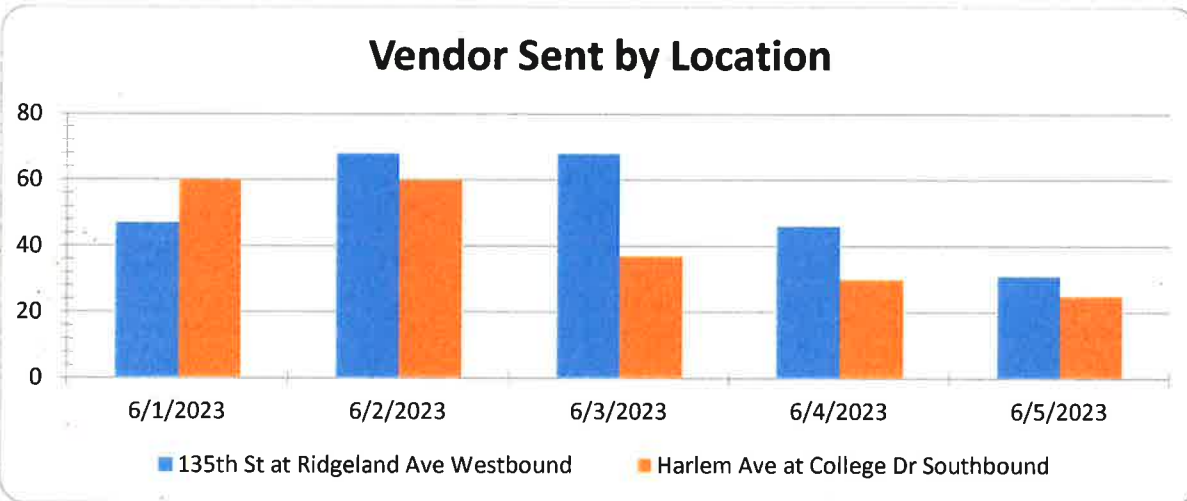
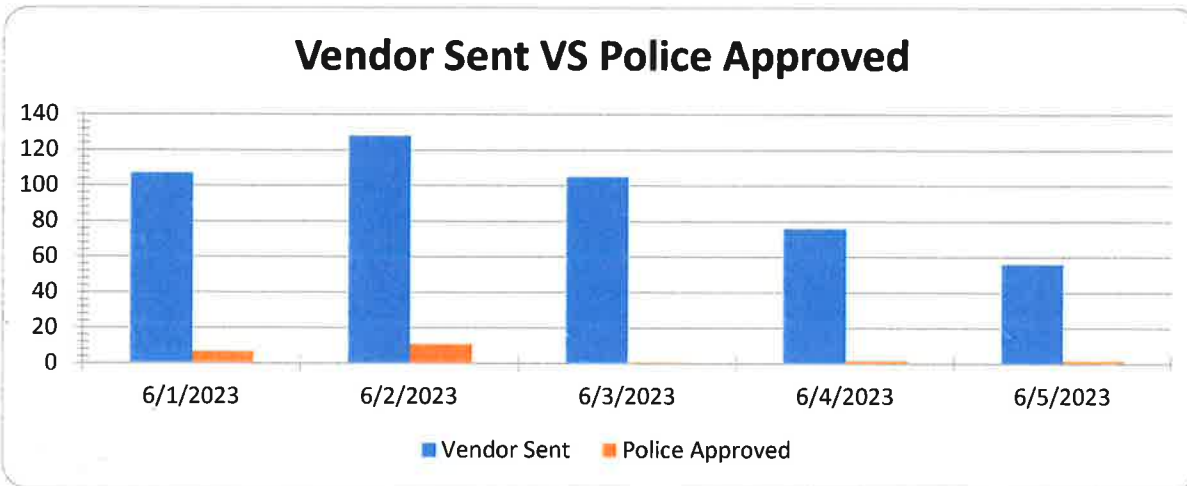
**City of Palos Heights Red Light Photo Enforcement Program Monthly Report**

**Date: 6/1/2023 through 6/30/2023**

| Location                            | Total # Sent by Vendor | Total # Approved by Police |
|-------------------------------------|------------------------|----------------------------|
| 135th St at Ridgeland Ave Westbound | 1938                   | 52                         |
| Harlem Ave at College Dr Southbound | 1625                   | 139                        |

|                             |     |
|-----------------------------|-----|
| Total # of citations issued | 191 |
| Total # of citations paid   | 104 |

|                   | Liabe | Not Liabe |
|-------------------|-------|-----------|
| Contest By Mail   | 3     | 0         |
| In-Person Hearing | 0     | 1         |



**Officer Summary**

From : 6/1/2023 - To : 6/30/2023

07/11/2023

TYPE=ALL OFFICER=ALL AMOUNT=YES ORDER=NAME

| <i>Officer #</i>    | <i>Officer Name</i>  | <i>Amount \$</i>  | <i>Total</i> | <i>Pct %</i> |
|---------------------|----------------------|-------------------|--------------|--------------|
| 105                 | BELSETH, NICHOLAS    | \$350.00          | 15           | 24.59%       |
| 129                 | DROBA, WALTER        | \$100.00          | 8            | 13.11%       |
| 108                 | MARCINOWSKI, FORREST | \$500.00          | 17           | 27.87%       |
| 139                 | MURRAY, MATT         | \$30.00           | 10           | 16.39%       |
| 58                  | NAGY, ADAM           | \$50.00           | 4            | 6.56%        |
| 102                 | POMPER, KEVIN        | \$100.00          | 2            | 3.28%        |
| 114                 | WIEGAND, JAKE        | \$150.00          | 5            | 8.20%        |
| <b>Grand Total:</b> | <b>7</b>             | <b>\$1,280.00</b> | <b>61</b>    |              |



# MEMO

**To:** Kate Caruso  
**From:** July 21, 2023  
**Re:** June 2023 Officer Training

The following officers attended training during the month of June 2023;

|                    |                                    |          |
|--------------------|------------------------------------|----------|
| 28-Officers        | Police Law Institute               | 28-Hours |
| 28-Officers        | CourtSmart Testing                 | 28-Hours |
| 28-Officers        | Roll Call News                     | 28-Hours |
| Officer Vinson     | Female Enforcer Emotional Survival | 16-Hours |
| Officer Vanderlaan | Female Enforcer Emotional Survival | 16-Hours |
| Officer Paluch     | Use of Force Review                | 8-Hours  |
| Officer Zintak     | Use of Force Review                | 8-Hours  |
| Officer Weigand    | SWAT                               | 16-Hours |
| Officer Apostal    | Active Leadership                  | 8-Hours  |
| Sergeant Dreger    | Active Leadership                  | 8-Hours  |
| Officer Weigand    | Close Quarter Battle               | 8-Hours  |
| Officer Czajkowski | Introduction to CIT                | 8-Hours  |
| Sergeant Nagy      | Range                              | 2-Hours  |
| Officer Vinson     | Range                              | 2-Hours  |
| Officer Vanderlaan | Range                              | 2-Hours  |
| Officer Delaney    | Range                              | 2-Hours  |
| Officer Day        | Range                              | 2-Hours  |
| Officer Czajkowski | Range                              | 2-Hours  |
| Deputy Chief Yott  | Range                              | 2-Hours  |
| Chief Czajkowski   | Range                              | 2-Hours  |
| Officer Belseth    | De-escalation                      | 8-Hours  |
| Detective Moritz   | Rifle Class                        | 40-Hours |

**Total Hours: 228**

# June 2023

| SUNDAY   | MONDAY  | TUESDAY  | WEDNESDAY  | THURSDAY   | FRIDAY  | SATURDAY |
|--|---|--|--|--|---|----------|
| 28   | 29  | 30   | 31   | 1<br>Law Enforcement Use of Force<br>Review<br>Zirnak /Paluch<br>8-Hours | 2<br>Police Law Institute<br>CourtSmart<br>Roll Call News<br>28-officers+84-Hours | 3        |
| 4  | 5<br>Intro to CIT Training -<br>Czajkowski<br>8-Hours | 6<br>Officer Weigand<br>SWAT<br>16-Hours   | 7  | 8  | 9<br>Active Leadership<br>Dregel/Apostal<br>16-Hours                              | 10       |
| 11<br>Police Firearms Instructor<br>Moritz<br>48-Hours | 12  | 13<br>Female Enforcer &<br>Emotional Survival<br>Vinson & Vanderlaan<br>32-Hours | 14   | 15   | 16  | 17       |
| 18   | 19  | 20   | 21   | 22   | 23<br>Close Quarter's Battle (COB) Level<br>II<br>Weigand<br>8-Hours              | 24       |
| 25   | 26<br>Rifle Class<br>Moritz<br>40-Hours               | 27   | 28<br>De-Escalation and Smarter Policing<br>Belserh<br>8-Hours | 29   | 30  | 1        |

Notes

Range- W. Czajkowski, Yott, Day, Delaney, Vinson, E.Czajkowski, Vanderlaan, Nagy 16-Hours

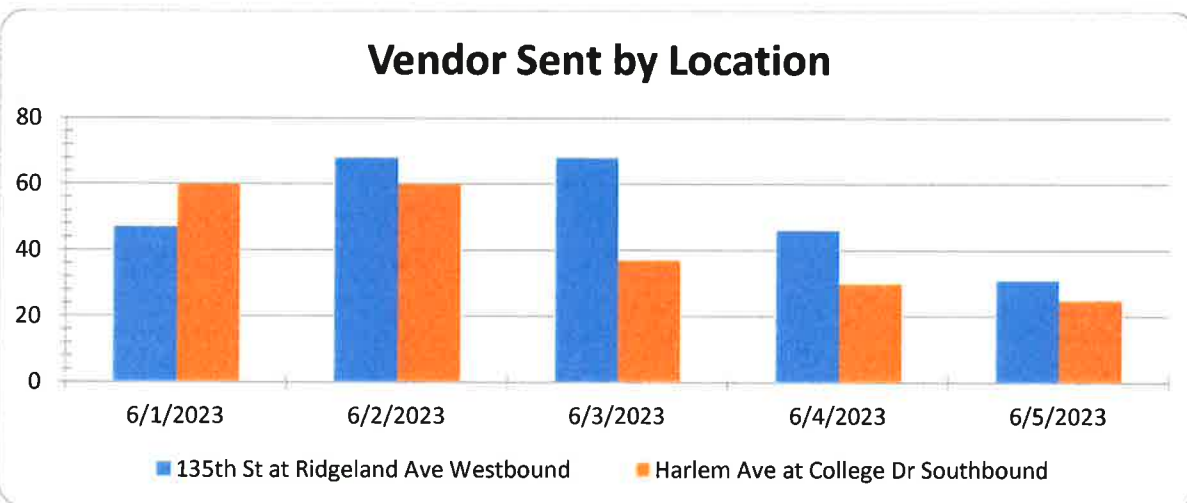
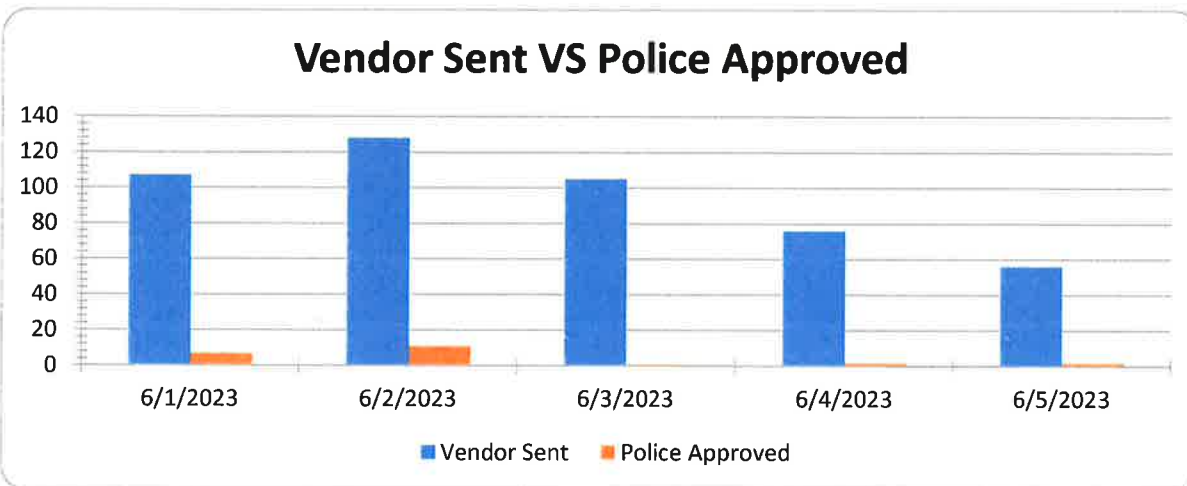
**City of Palos Heights Red Light Photo Enforcement Program Monthly Report**

**Date: 6/1/2023 through 6/30/2023**

| Location                            | Total # Sent by Vendor | Total # Approved by Police |
|-------------------------------------|------------------------|----------------------------|
| 135th St at Ridgeland Ave Westbound | 1938                   | 52                         |
| Harlem Ave at College Dr Southbound | 1625                   | 139                        |

|                             |     |
|-----------------------------|-----|
| Total # of citations issued | 191 |
| Total # of citations paid   | 104 |

|                   | Liable | Not Liable |
|-------------------|--------|------------|
| Contest By Mail   | 3      | 0          |
| In-Person Hearing | 0      | 1          |



## Kate Caruso

---

**From:** Deputy Chief Mike Yott  
**Sent:** Friday, June 16, 2023 12:30 PM  
**To:** Patrol  
**Subject:** Thank You

Rue V. Came to the station today to drop off a cake as a thank you to Matt, Adam, and Walter for helping her after she locked her keys in the car at the pool...Excellent job!!!



# Elegant Couture

12236 S. HARLEM AVE., • PALOS HEIGHTS, IL 60463

June 9, 2023

Chief William Czajkowski,  
Palos Heights Police Department  
7607 W College Dr,  
Palos Heights, IL 60463

Dear Chief Czajkowski,

My name is Maysoon Fakhoury. I am the owner of Elegant Couture Boutique, located at 12236 S. Harlem, and a resident of Palos Heights at 12606 W. Navajo Dr.

I want to extend my gratitude to the Palos Heights Police Department, especially Officer Paul Mikolajczak #12. In February 2023, at my business Elegant Couture, we had a theft incident in which three people stole \$1500.00 worth of merchandise. Throughout the investigation process, Officer Mikolajczak demonstrated professionalism and dedication to his job as a police officer. He explained the procedure, discussed the choices, and regularly updated us about the status of the investigation. His effort and perseverance, along with his colleagues and supervisors, resulted in identifying the persons that stole the merchandise and were able to have the offenders reimburse us for the cost of the stolen merchandise.

As a business owner and a resident of Palos Heights, my family and I thank the police department in our beautiful city and genuinely appreciate the value and services your department provides to keep us safe. God bless!

Best Regards,

Maysoon Fakhoury

**Kate Caruso**

---

**From:** Chief William Czajkowski  
**Sent:** Wednesday, June 21, 2023 12:57 PM  
**To:** Sergeant Brent M. Dreger; Officer John Zintak; CSO Robert Cooling  
**Cc:** Deputy Chief Mike Yott; Kate Caruso  
**Subject:** Sincere Appreciation

Brent, John & Bob,

We appreciate your professionalism and thorough assistance that was provided to Ms. Boniface. Job well done!

TO: Chief of Police William Czajkowski  
Deputy Chief of Administration Mike Yott

On Sunday, June 18, 2023, Palos Heights Police Officer Zintak went 'above and beyond' to assist me in recovering my lost mobile phone from a private residence.

Along with another Officer - whose name I did not get - Officer Zintak was patient, informative and extremely professional as he listened to the series of events that led to my request for help.

My husband and I were very impressed with the concern and assistance provided by these two Officers. On Father's Day, no less! The Palos Heights Police Department was well represented by these two individuals as they handled as relatively 'minor' (except to me) matter.

Just wanted you to know!

*debbie boniface*

[debbie.boniface@yahoo.com](mailto:debbie.boniface@yahoo.com)  
(708) 710-8521